





# An Example of Organization for Interview Process

## Plan of possible organization – for a class of 27- 30 students

Divide the class into two groups (each group carries out the same interview process)

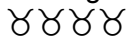
Each of the following symbols represents a student in the class

### Key


-  - interviewees
-  - interviewers
-  - video viewers
-  - curriculum vitae (CV) readers

1 camera person –  
to video both interviews

The people being interviewed



The panel of interviewers



Groups who make their decision by watching  
the video only




Groups who make their decision by reading  
the CV only



The people being interviewed



The panel of interviewers



Groups who make their decision by watching  
the video only



Groups who make their decision by reading  
the CV only

